


STANDARD COLORS

DURA TECH™ 5000 - Premium 70% Fluoropolymer (PVDF) Coating



ZINCALUME® Plus*
SRI: 64 • LRV: 67



Cool **REGAL WHITE**
SRI: 88 • LRV: 75



Cool **PARCHMENT**
SRI: 58 • LRV: 40



Cool **SIERRA TAN**
SRI: 55 • LRV: 34



Cool **PEBBLE**
SRI: 48 • LRV: 27



Cool **WALNUT**
SRI: 38 • LRV: 18



Cool **WEATHERED COPPER**
SRI: 34 • LRV: 11



Cool **DARK BRONZE**
SRI: 32 • LRV: 8



Cool **TERRA-COTTA**
SRI: 41 • LRV: 15



Cool **COLONIAL RED**
SRI: 35 • LRV: 9




Cool **OLD TOWN GRAY**
SRI: 43 • LRV: 27




Cool **ZINC GRAY**
SRI: 39 • LRV: 20



Cool **SLATE GRAY**
SRI: 33 • LRV: 12



Cool **MIDNIGHT BRONZE**
SRI: 27 • LRV: 7



Cool **MATTE BLACK**
SRI: 29 • LRV: 5



Cool **TAHOE BLUE**
SRI: 33 • LRV: 14



Cool **REGAL BLUE**
SRI: 29 • LRV: 10



Cool **SAGE GREEN**
SRI: 41 • LRV: 21



Cool **LEAF GREEN**
SRI: 30 • LRV: 11



Cool **FOREST GREEN**
SRI: 29 • LRV: 9

METALLIC COLORS¹

DURA TECH™ mx - Premium Fluoropolymer (PVDF) Pearlescent Coating (Subject to upcharge)

PREMIUM COLORS¹

(Subject to upcharge)



VINTAGE®¹
SRI: 22 • LRV: 20



NATURAL RUST¹
SRI: 32 • LRV: 10



Cool **METALLIC SILVER¹**
SRI: 65 • LRV: 50




Cool **SILVERSMITH¹**
SRI: 58 • LRV: 54



Cool **ZACTique® II¹**
SRI: 39 • LRV: 22



Cool **METALLIC CHAMPAGNE¹**
SRI: 54 • LRV: 33



Cool **METALLIC COPPER¹**
SRI: 53 • LRV: 29

REPRESENTATION OF COLORS MAY VARY DUE TO PRINTING LIMITATIONS.

Sample color chips are available upon request. Consult your AEP Span representative for more information.

DURA TECH™ Fluoropolymer Coatings



TABLE NOTES:

- 24 and 22 GA
 - 24 GA only
 - 22 GA only
 - 26 GA only
- SRI: Solar Reflective Index.
LRV: Light Reflectance Value.

DURA TECH™ 5000 (PVDF)		SRI	LRV	Design Span®	Span-Lok™ hp	Select Seam®	Flex Series	Prestige Series®	Perception Collection®	Flush Panel	HR-36®	Box Rib™	Nu-Wave® Corrugated	PBR Panel	U-Panel	Mini-V-Beam™	Flat Sheet 46"	Flat Sheet 48 3/8"
Cool Regal White	88	75	●	●	●	□	●	□	●	●	●	●	●	●	●	●	●	●
Cool Parchment	58	40	●	●	●	□	●	□	●	●	●	●	●	●	●	●	●	●
Cool Sierra Tan	55	34	●	●	●	□	●	□	●	●	●	●	○	○	○	●	●	●
Cool Pebble	48	27	●	●	●	□	●	□	●	○	○	○					○	●
Cool Walnut	38	18	●	●	●	□	●	□	●	○	○	○					○	●
Cool Weathered Copper	34	11	●	●	●	□	●	□	●	●	●	●	○	○	○	●	●	●
Cool Dark Bronze	32	8	●	●	●	□	●	□	●	●	●	●	●	●	●	●	●	●
Cool Terra-Cotta	41	15	●	●	●	□	●	□	●	○	○	○	○	○	○	○	○	●
Cool Colonial Red	35	9	●	●	●	□	●	□	●	○	○	○	○	○	○	○	○	●
Cool Old Town Gray	43	27	●	●	●	□	●	□	●	●	●	●	●	●	●	●	●	●
Cool Zinc Gray	39	20	●	●	●	□	●	□	●	●	●	●	○	○	○	●	●	●
Cool Slate Gray	33	12	●	●	●	□	●	□	●	●	●	●	●	●	●	●	●	●
Cool Midnight Bronze	27	7	●	●	●	□	●	□	●	●	●	●					●	●
Cool Matte Black	29	5	●	●	●	□	●	□	●	●	●	●	○	○	○	●	●	●
Cool Tahoe Blue	33	14	●	●	●	□	●	□	●	●	●	●	○	○	○	●	●	●
Cool Regal Blue	29	10	●	●	●	□	●	□	●	●	●	●	○	○	○	●	●	●
Cool Sage Green	41	21	●	●	●	□	●	□	●	●	●	●					●	●
Cool Leaf Green	30	11	●	●	●	□	●	□	●	●	●	●	○	○	○	●	●	●
Cool Forest Green	29	9	●	●	●	□	●	□	●	●	●	●	○	○	○	●	●	●
DURA TECH™ mx (PVDF) ¹		SRI	LRV	Design Span®	Span-Lok™ hp	Select Seam®	Flex Series	Prestige Series®	Perception Collection®	Flush Panel	HR-36®	Box Rib™	Nu-Wave® Corrugated	PBR Panel	U-Panel	Mini-V-Beam™	Flat Sheet 46"	Flat Sheet 48 3/8"
Cool Metallic Silver	65	50	●	●	●	□	●	□	●	●	●	●	○	○	○	●	●	●
Cool Silversmith	58	54	●	●	●	□	●	□	●	○	○	○					○	●
Cool ZACTique® II	39	22	●	●	●	□	●	□	●	●	●	●	○	○	○	●	●	●
Cool Metallic Champagne	54	33	●	●	●	□	●	□	●	●	●	●	○	○	○	●	●	●
Cool Metallic Copper	53	29	●	●	●	□	●	□	●	○	○	○					○	●
PREMIUM COLORS ¹		SRI	LRV	Design Span®	Span-Lok™ hp	Select Seam®	Flex Series	Prestige Series®	Perception Collection®	Flush Panel	HR-36®	Box Rib™	Nu-Wave® Corrugated	PBR Panel	U-Panel	Mini-V-Beam™	Flat Sheet 46"	Flat Sheet 48 3/8"
Natural Rust	32	10									■	■	■					■
Vintage®	22	20	○	○	○	○	○	○	○	○	○	○	○				○	○
BARE (Clear Acrylic Coated)		SRI	LRV	Design Span®	Span-Lok™ hp	Select Seam®	Flex Series	Prestige Series®	Perception Collection®	Flush Panel	HR-36®	Box Rib™	Nu-Wave® Corrugated	PBR Panel	U-Panel	Mini-V-Beam™	Flat Sheet 46"	Flat Sheet 48 3/8"
ZINCALUME® Plus*	64	67	●	●	●	●	●	●	●	●	●	●	●	●	●	●	●	●

PAINT SYSTEM	SMP	PVDF
OVERALL	Better	Best
PRICE POINT	Moderate	Higher
WARRANTY	Long	Longest
DURABILITY	Medium to high. Improved weatherability	Highest weatherability
APPLICATION	Residential and commercial	High-end, architectural and commercial
OTHER ATTRIBUTES	Wide range of colors and gloss options	Excellent chalk and fade resistance

DURA TECH™ 5000: A premium 70% Fluoropolymer (PVDF) Coating.

DURA TECH™ mx: A premium Fluoropolymer (PVDF) Pearlescent Coating.

VINTAGE® COATED METAL: An innovative coating process over a TruZinc® G90 metallic coated steel surface producing a beautiful, durable, aged-metallic finish.

DURA TECH™ nt: Silicone-modified polyester (SMP). Used in most residential roofing products sold today.

*** Clear Acrylic Coated**

¹ BATCH SENSITIVITY: Prints and metallic coatings are batch sensitive (may have color variation) and are directional in nature. Different batches are not to be mixed on projects. AEP Span recommends requesting a sample to review actual color before ordering to ensure color accuracy. AEP Span is not responsible for color variations.

OIL CANNING: All flat metal surfaces can display waviness commonly referred to as "oil canning". "Oil canning" is an inherent characteristic of steel products, not a defect, and therefore is not a cause for panel rejection.

SRI values in accordance with ASTM E1980 and are based on independent testing. Cool Roof Rating Council (CRRC) performance values for CA Title 24 are based on color families and will differ from those listed in table.

REPRESENTATION OF COLORS MAY VARY DUE TO PRINTING LIMITATIONS

Sample color chips are available upon request. Consult your AEP Span representative for more information.

SPECIALTY PRINTS, CUSTOM COLORS, AND OTHER GAUGES AVAILABLE AS SPECIAL ORDERS

Inquire with your outside sales representative about lead times and minimum order requirements.

